



xtralite

ABOUT XTRALITE

At Xtralite we have both sourced and developed a variety of innovative LED lighting products. Our products not only have Practical Applications but are Eco-Friendly, High Quality and Tastefully Designed.

PRACTICAL APPLICATION

Every one of our products must have a Practical Application and offer features that make life easier, safer or just more enjoyable.

ECO-FRIENDLY

Like most people, we care for the environment and all of our products are Eco-Friendly and energy efficient. By using modern technology and the latest LED technology our products are inexpensive to run and maintenance free.

HIGH QUALITY

By purchasing High Quality products you are sure to enjoy longer and problem free use which will result in lower operation costs.

TASTEFULLY DESIGNED

Everyone likes 'nice things' and we believe it is important to have Tastefully Designed products that are nice to have and to use and at the same time have a practical application.

NITESAFE

The NiteSafe range of Induction Charging LED lights are designed to give you reassurance and a feeling of safety throughout the hours of darkness.

NiteSafe lights are practical, functional, full featured, of high quality and reliable. They are perfect for use around the home or when travelling to light up your caravan, motor home or unfamiliar hotel room.

There are several models to choose from and each one has slightly different features, assuring there is a model to suit your needs. From the moment you plug in your NiteSafe, you will soon wonder how you ever managed without it.

OMNI

The anywhere, everywhere lights. The Omni range are versatile battery operated portable LED lights that are easy to install using the amazing 3M Command 'damage free' mounting strips or screws provided.



CONTENTS

NIGHTLIGHTS:

NiteSafe™ Duo-Lux	4-5
NiteSafe™ Duo +	6-7
NiteSafe™ Duo	8-9
NiteSafe™ Slim Sensor	10-11
NiteSafe™ Sensor II	12-13
NiteSafe™ Maxi	14-15
NiteSafe™ Torch	16-17

UTILITY LIGHTS:

NiteSafe™ Twin Motion Activated Floodlight	18-19
NiteSafe™ X2 Twin Security Floodlight	20-21
Omni 6 LED Motion Activated Light	22-23
Omni Small Tap Light	24-25
Omni Medium Tap Light	26-27
Omni Large Tap Light	28-29
Xtralite LED Desk Magnifier Lamp	30-31
Xtralite LED Desk Lamp	32-33
Xtralite Wide LED Desk Lamp	34-35
Xtralite Compact LED Desk Lamp	36-37
Xtralite LED Rechargeable Hands Free light	38-39
Xtralite LED Rechargeable Book Light	40-41
Displays	42-43



DUO-LUX

4 FUNCTION LED
NIGHTLIGHT & TORCH

NiteSafe™



RRP £24.50

The Flagship Duo-Lux model is a full-featured versatile light.

There are two different nightlight settings, allowing you to choose either the Motion Sensor or the Dusk to Dawn + Motion Sensor. The Motion Sensor light output is the brightest in the range.

The bright 5 LED torch is kept permanently charged while sitting in the charging cradle and ready for action as soon as it is needed.

If the power fails, or you take the torch from its Charging cradle it switches on automatically.

Unique Features: A very bright motion sensor nightlight, perfect for positioning where the most light is needed. Advanced Motion Sensor and Dusk to Dawn features.

- Modern design
- 5 LED Torch - 60 lumens
- 6 LED Nightlight -
Dusk to Dawn: 1 lumen,
Sensor: 20 lumens,
Work light: 20 lumens
- 3 mode push button -
Top 5 LEDs ON
Front Task Light ON
Front Task Light OFF
- 2 mode push button
when in cradle -
Motion Sensor Mode
Dusk to Dawn +
Motion Sensor Mode
- Up to 4m sensor range
- Up to 8 hours use
(Power failure mode)
- Induction charging technology
- LEDs never need replacing
- Rechargeable Li-ion battery
- L 65mm x W 70mm x H 146mm
- Weight: 150g



NIGHTLIGHT
FUNCTION



TORCH



POWER CUT
FUNCTION



TASK
LIGHT



LED
TECHNOLOGY



ENERGY
EFFICIENT



UP TO 8
HOURS USE



MOTION
SENSOR



RRP £21.95

The Duo + is a dual motion sensor and dusk to dawn nightlight allowing you to choose the very best setting for your chosen location.

The motion sensor activates the nightlight for about 20 seconds when movement is detected during hours of darkness.

The Dusk to Dawn nightlight is a dimmer light but when movement is detected the light brightens for about 20 seconds and then reverts back to the regular Dusk to Dawn light.

The bright 8 LED torch sits in a charging cradle plugged into the wall and is kept permanently charged by induction charging.

If the power fails, or you take the torch from its charging cradle it switches on automatically.

Unique Features: Dual Nightlights with Motion Sensor and Dusk to Dawn + Motion Sensor night light features.

- Modern design
- 8 LED Torch - 60 lumens
- 4 LED Nightlight -
Dusk to dawn: 0.4 lumen,
Sensor: 8 lumens
- 4 mode push button -
Top 8 LEDs ON
Front 4 LEDs ON
8 LED Flasher
OFF
- Up to 4m sensor range
- Up to 8 hours use
(Power failure mode)
- Induction charging technology
- LEDs never need replacing
- Rechargeable Li-ion battery
- Available in EU 2 pin plug
- L 80mm x W 55mm x H 140mm
- Weight: 136g



NIGHTLIGHT
FUNCTION



TORCH



POWER CUT
FUNCTION



TASK
LIGHT



LED
TECHNOLOGY



ENERGY
EFFICIENT



UP TO 8
HOURS USE



MOTION
SENSOR

DUO+

4 FUNCTION LED
NIGHTLIGHT & TORCH



NiteSafe™



DUO

3 FUNCTION LED
NIGHTLIGHT & TORCH

NiteSafe™



RRP £18.95

The Duo is our entry level dual purpose nightlight and an excellent choice for so many situations. It comes packed with the motion sensor capability but also a dusk to dawn nightlight. Just position the slide switch to set the nightlight to whichever mode suits you best.

Dusk to Dawn – Choose this setting and the nightlight will automatically turn on when it gets dark and turn off again when it gets light.

Motion Sensor – Choose this setting and the nightlight will turn on when movement is detected in a dark area and off after about 20 seconds.

The 4 LED torch sits in its charging cradle and is kept permanently charged by induction charging. If the power fails, or you take the torch from its charging cradle it switches on automatically.

A versatile nightlight that is perfect for any situation.

Unique Features: Small and compact entry level dual purpose nightlight.

- Modern design
- 4 LED Torch - 40 lumens
- 6 LED Nightlight -
Dusk to Dawn: 1 lumen,
Sensor: 20 lumens
- 3 position slide switch (in cradle) -
Top position: Dusk to Dawn Mode
Middle position: OFF
Bottom Position: Motion Sensor
- Up to 4m sensor range
- Up to 2 hours torch use
- Induction charging technology
- LEDs never need replacing
- Rechargeable Li-ion battery
- Available in EU 2 pin plug
- L 65mm x W 55mm x H 120mm
- Weight: 108g



NIGHTLIGHT
FUNCTION



TORCH



POWER CUT
FUNCTION



LED
TECHNOLOGY



ENERGY
EFFICIENT



UP TO 2
HOURS USE



MOTION
SENSOR



RRP £17.00

A slim compact and modern design, the Slim Sensor is a splendid, full featured and powerful multi-purpose torch.

The motion sensor detector turns on the nightlight as soon as movement is detected in a dark area.

In a power cut the torch switches on automatically and will last up to 10 hours on the low power failure mode before needing recharging.

No more searching cupboards and drawers for a torch only to find the batteries are flat and no more candles that could be hazardous.

Unique Features: Slim modern design

*EU Model Available Only.

- Modern design
- 8 LED Torch - 65 lumens
- 4 LED Nightlight - 8 lumens
- 4 mode push button -
8 top LEDs ON
3 front LEDs ON
8 LED Flasher
OFF
- Up to 4m sensor range
- Up to 10 hours use
(Power failure mode)
- Induction charging technology
- LEDs never need replacing
- Rechargeable Li-ion battery
- Available in EU 2 pin plug
- L 80mm x W 52mm x H 154mm
- Weight: 96g



NIGHTLIGHT
FUNCTION



TORCH



POWER CUT
FUNCTION



TASK
LIGHT



LED
TECHNOLOGY



ENERGY
EFFICIENT



UP TO 10
HOURS USE



MOTION
SENSOR

SLIM SENSOR

4 FUNCTION LED
NIGHTLIGHT & TORCH



NiteSafe™

A white, vertical, cylindrical nightlight and torch device. It has a silver band near the top, a glowing rectangular LED light, a power button with a hand icon, and a circular sensor. It sits on a white base. To its right is a white wall switch plate with two switches and a power outlet.

SENSOR II

4 FUNCTION LED
NIGHTLIGHT & TORCH

NiteSafe™



RRP £21.95

The new and improved Sensor II comes with a single high-powered COB LED producing 130 Lumens when used as a torch. While in power cut mode the top LED produces 15 Lumens of light which will give ample light in an emergency and prolong the life of the inbuilt rechargeable Li-ion battery.

Removing the Sensor II from its charging cradle will activate the top COB LED in 15 Lumen mode. To use as a torch push the button once and you will have a 130 Lumen torch, fully charged and ready to go when you need it.

The Sensor II includes extra night light features. Motion Sensor mode, a PIR motion sensor will activate the 5 LED, 40 Lumens night light when movement is detected. Dawn to Dusk mode, with a push of the button, (while in the charging cradle), you can toggle Dawn to Dusk mode, where the 5 LED night light will emit a low 0.3 Lumen glow all night and then when motion is detected increase to 40 Lumens providing a safely lit area.

Unique Features:

The sensor can swivel in its charging base to point the sensor in the direction of the walkway. If you don't want to use the sensor function but want the emergency power failure and torch functions just turn the sensor to face the wall.

- Modern design
- COB LED Torch - Hi 130/Lo 15 Lumens
- 5 LED Nightlight - Hi 40/Lo 0.3 lumens
- 4 mode push button -
 - Top COB LED ON
 - Front 5 LEDs ON
 - Top COB LED Flasher
 - OFF
- Up to 3m sensor range
- Up to 5 hours use
- Induction charging technology
- LEDs never need replacing
- Rechargeable Li-ion battery
- L 88mm x W 56mm x H 164mm
- Weight: 138g



NIGHTLIGHT
FUNCTION



TORCH



POWER CUT
FUNCTION



TASK
LIGHT



LED
TECHNOLOGY



ENERGY
EFFICIENT



UP TO 5
HOURS USE



MOTION
SENSOR



RRP £21.95

A Dusk to Dawn nightlight giving you a choice of a Hi or Lo nightlight setting.

The 10 LED torch with a bright 60 lumen output or a lower 15 lumen output as well as an emergency flashing light means you will always have sufficient light whenever you need it. You can also use the front facing nightlight LEDs as a bright hands-free task light.

With a variable nightlight, torch, task light and power failure feature the MAXI extremely versatile and perfect for use in any situation.

Unique Features: The MAXI has Hi and Lo dusk to dawn nightlight or even switch the nightlight off if you don't need it. Swivel the torch in the base to position the light to the best position.

- Modern design
- 10 LED Torch - 60 lumens
- 6 LED Nightlight - 15 lumens
- 4 mode push button -
 - Top 10 LEDs ON
 - Front 4 LEDs ON
 - 10 LED Flasher
 - OFF
- Nightlight 4 position slider -
 - ON/OFF/Auto Lo/Auto Hi
- Up to 12 hours use (Power failure mode)
- Induction charging technology
- LEDs never need replacing
- Rechargeable Li-ion battery
- L 88mm x W 56mm x H 164mm
- Weight: 138g



NIGHTLIGHT
FUNCTION



TORCH



POWER CUT
FUNCTION



TASK
LIGHT



LED
TECHNOLOGY



ENERGY
EFFICIENT



UP TO 12
HOURS USE

MAXI

4 FUNCTION LED
NIGHTLIGHT & TORCH



NiteSafe™

TORCH

3 FUNCTION LED
NIGHTLIGHT & TORCH



NiteSafe™



RRP £19.99

The slick design and weatherproof finish gives you extra grip making it perfect for outdoor as well as indoor use.

Just place one in any convenient location for easy access and you will have a torch charged and ready anytime you need one. Perfect for taking the dog walking, hiking or any other night time outdoor activity whatever the weather!

The orange nightlight emits a gentle glow and you also have the usual power cut feature.

Unique Features: The Torch is lightweight and weatherproof and has a rubberised finish which gives it extra grip. Perfect for use outdoor as well as indoor.

- Modern design
- Weatherproof
- 1 LED Torch - 80 lumens
- Gentle orange glow Nightlight
- 4 mode push button -
 - Top LED ON Hi
 - Top LED ON Lo
 - Top LED Flasher
 - OFF
- Up to 8 hours use (power failure mode)
- Induction charging technology
- LEDs never need replacing
- Rechargeable Li-ion battery
- L 95mm x W 50mm x H 149mm
- Weight: 118g




NIGHTLIGHT
FUNCTION



TORCH



POWER CUT
FUNCTION



LED
TECHNOLOGY



ENERGY
EFFICIENT



UP TO 8
HOURS USE



RRP £32.50

The battery operated Twin Motion Activated LED Floodlight can be quickly and easily mounted onto any surface. It is perfect for a variety of installations where there is no mains power supply or connecting to the mains would be difficult.

The light heads swivel 180° horizontally and vertically for easy adjustment and the multiple settings allow you to maximise the efficiency by setting the Light time, Sensor angle and Sensor direction.

Powered by 3C batteries it emits a powerful 400 lumens, bright enough for most settings.

Unique Features: Battery operated and easy to install. Adjustable settings to tailor it for your particular location and preference.

- Modern design
- 400 Lumens (2 x 200 lumens lights)
- IP44 rating
- 3 control settings -
 - LUX: Controls the level of darkness needed to activate the sensor
 - SENS: Controls the range of the sensor from 0.3m up to 9m
 - TIME: Controls the length of time the light stays on ranging from 10 to 30 seconds
- Easily installation
- Powered by 3 x C batteries (not included)
- L 85mm x W 225mm x H 265
- Weight: 466g



LED
TECHNOLOGY



ENERGY
EFFICIENT



130° DETECTION
ZONE UP TO 9m



MOTION
SENSOR



LOW BATTERY
INDICATOR



BATTERY
OPERATED

TWIN MOTION ACTIVATED FLOODLIGHT

BATTERY OPERATED OUTDOOR LIGHT



NiteSafe™



RRP £25.00

The battery operated X2 Twin Security Floodlight can be quickly and easily mounted onto any surface. It is perfect for a variety of installations where there is no mains power supply or connecting to the mains would be difficult.

The light heads adjust both horizontally and vertically for easy adjustment and the simplicity of this product allows no fuss instant use.

Powered by 3C batteries it emits a powerful 400 lumens, bright enough for most settings.

Unique Features: Battery operated and easy to install. Adjustable settings to tailor it for your particular location and preference.

- Modern design
- 400 Lumens (2 x 200 lumens lights)
- IP65 rating
- Motion sensor activated
- Detection zone: 180° x 6m
- Easy installation
- Powered by 3 x C batteries (not included)
- L 110mm x W 240mm x H 125mm



LED
TECHNOLOGY



ENERGY
EFFICIENT



180° DETECTION
ZONE UP TO 6m



MOTION
SENSOR



LOW BATTERY
INDICATOR



BATTERY
OPERATED



WATER & DUST
PROOF



X2 TWIN SECURITY FLOODLIGHT

BATTERY OPERATED OUTDOOR LIGHT

NiteSafe™



RRP £12.50

The 6 LED Motion Activated Utility Light is so easy to operate and install. You simply mount it to the location of choice with the 3M adhesive Command Strips provided.

The light turns on when movement is detected up to 5 metres away and turns off after movement is not detected for approximately 30 seconds.

The battery saver dusk to dawn photocell sensor disables the motion sensor during daylight.

Unique Features: Tastefully designed and fits almost anywhere. Includes 3M Command 'damage free' mounting strips.

- Modern design
- 6 LEDs - 80 lumens
- Motion sensor activated
- Up to 5m sensor range
- Easily installation
- LEDs never need replacing
- Powered by 3 x AA batteries (not included)
- Quick & easy to install with the included 3M Command Strips
- L 152mm x W 63.5mm x H 28mm
- Weight: 91g



LED
TECHNOLOGY



ENERGY
EFFICIENT



MOTION
SENSOR



AUTO
SHUT OFF



BATTERY
OPERATED



6 LED MOTION ACTIVATED LIGHT

BATTERY OPERATED SENSOR LIGHT

omni



SMALL TAP LIGHT

BATTERY OPERATED TAP LIGHT



omni



RRP £7.50

Twin pack

The tastefully designed 7.5cm LED Tap Light is easy to operate and just as easy to install. You simply mount it to the location of choice with the 3M adhesive Command Strips or screws provided. No wiring and no fuss with this battery operated light.

To turn on, simply tap the light and the super bright LEDs come to life, then tap again to turn them off. This light is great for placement in multiple locations!

Unique Features: A tastefully designed low cost solution that fits almost anywhere. Includes 3M Command 'damage free' mounting strips.

- Modern design
- Sold as a twin pack
- 3 LEDs - 40 lumens
- Tap ON/OFF switch
- Easy installation
- LEDs never need replacing
- Powered by 3 x AAA batteries (not included)
- Quick & easy to install with the included 3M Command Strip or screw
- L 75mm x W 75mm x H 25mm
- Weight: 40g



LED
TECHNOLOGY



ENERGY
EFFICIENT



TAP
ON/OFF



BATTERY
OPERATED



RRP £7.50


The tastefully designed 9cm LED Tap Light is easy to operate and just as easy to install. You simply mount it to the location of choice with the 3M adhesive Command Strips or screws provided. No wiring and no fuss with this battery operated light.

To turn on, simply tap the light and the super bright LEDs come to life, then tap it again to turn them off.

The light also comes with an autotimer function to allow light activation of 1min, 5min or 15min, after the time is up the light goes out! Perfect for placement in multiple locations.

Unique Features: Set the light to automatically switch off after 1, 5 or 15 minutes with the versatile autotimer function. Includes 3M Command 'damage free' mounting strip.

- Modern design
- 3 LEDs - 40 lumens
- Tap ON/OFF switch
- Timer slide switch -
 - 1 min
 - 5min
 - 15min
- Easy installation
- LEDs never need replacing
- Powered by 3 x AA batteries (not included)
- Quick & easy to install with the included 3M Command Strip or screw
- L 90mm x W 90mm x H 25.4mm
- Weight: 58g



LED
TECHNOLOGY



ENERGY
EFFICIENT



AUTO
SHUT OFF



TAP
ON/OFF



BATTERY
OPERATED



MEDIUM TAP

BATTERY OPERATED TAP LIGHT WITH TIMER



omni

A photograph of a white six-panel door in a hallway. To the left of the door is a wooden console table with a potted plant and a wire basket. To the right is a radiator and a circular tap light on the wall. The floor is made of dark wood.

LARGE TAP LIGHT

BATTERY OPERATED TAP LIGHT WITH TIMER



RRP £17.50

The 18cm LED Tap Light is easy to operate and just as easy to install. You simply mount it to the location of choice with the 3M adhesive Command Strips or screws provided. No wiring and no fuss with this battery operated light.

To turn on, simply tap the light and the super bright LEDs come to life, then tap it again to turn them off. Alternatively you can operate the light with the included pull cord if preferred.

The light also comes with an autotimer function to allow light activation of 1min, 5min or 15min. Simply tap on or switch on with the pull cord and after the time is up the light goes out! Perfect for placement in multiple locations.

Unique Features: Set the light to automatically switch off after 1, 5 or 15 minutes with the versatile autotimer function. Tap on/off and pull cord operation. Includes 3M Command 'damage free' mounting strips.

- Modern design
- 6 LEDs - 80 lumens
- Tap ON/OFF switch
- Timer slide switch - ON (Always on)
1 min
5min
15min
- Easy installation
- LEDs never need replacing
- Powered by 3 x C batteries (not included)
- Quick & easy to install with the included 3M Command Strips or screws
- L 178mm x W 178mm x H 46mm
- Weight: 264g



LED
TECHNOLOGY



ENERGY
EFFICIENT



AUTO
SHUT OFF



TAP
ON/OFF



BATTERY
OPERATED



RRP £39.95

The Xtralite LED Desk Magnifier Lamp boasts a powerful 490 lumens of flicker free bright LED light making any object clearly visible when looking through the magnifier. With the tap of the touch sensitive buttons you can adjust the light temperature between warm, daylight or cool to give you the perfect light for any situation, and not only can you chose the colour range you can also switch between low, medium or high. Holding the brightness button allows you to make finer dimming adjustments giving you absolute control.

LED's also operate more economically, great for your pocket and the planet. The 3.5inch/9cm lens allows you to view a generous area, coupled with the 3x magnification no job should ever be too small.

Convenient to use, the adjustable neck will allow you to place the magnifier head in the ideal position every-time.

Unique Features: 3 separate colour temperature ranges, each with low, mid and high settings.

- Modern design
- 3.5 Inch Magnifier at 3x Magnification
- Energy saving LED light
- Light output: 490 Lumens
- Colour temp: 2800K-6500K
- Flexible neck
- Touch sensitive ON/OFF
- 9 x light modes
- Energy saving light
- Powered by a 1.8m AC adaptor (included)
- W150mm x L150mm x H535mm
- Weight: 1450g



LED
TECHNOLOGY



ENERGY
EFFICIENT



TAP
ON/OFF



3X
MAGNIFIER



LED MAG LAMP

LED LIGHTED MAGNIFIER DESK LAMP

xtralite



RRP £19.99

The Xtralite LED Desk Lamp boasts a powerful 180 lumen flicker free bright white LED light that replicates daylight at 5000k. With the LEDs having a longer lifespan than the standard fluorescent bulbs you will save time and money without having to purchase new bulbs.

As there is no UV rays from the LEDs it reduces eye fatigue that can otherwise be caused by standard lamps. It is powered by a Micro USB cable that can either be plugged into any USB output device or with a compatible USB wall socket charger (not included).

With a touch sensitive ON/OFF button that glows green when the light is OFF, you will not have to worry about being left in the dark ever again.

Unique Features: Super simple to just plug in and go.

- Modern design
- Light output: 180 Lumens
- Colour temp: 5000K (Daylight)
- Flexible neck
- Touch sensitive ON/OFF switch
- Green light glows when light is off
- Energy saving LEDs never need replacing
- Powered by micro USB cable (included)
- W80mm x L140mm x H472mm
- Weight: 510g



LED
TECHNOLOGY



ENERGY
EFFICIENT



TAP
ON/OFF



LED DESK LAMP

LED LIGHTED DESK LAMP

xtralite



WIDE LED LAMP

ADJUSTABLE LED DESK LAMP

xtralite



RRP £95.00

The Xtralite Wide LED Lamp is the ideal light for your desk or workspace. Boasting a wide 80cm light head that will spread light evenly over a large area, giving you ideal light for any situation. Whether you need a soft creamy light or a bright white light you can quickly change the colour temperature settings using the handy touch panel located on the front centre of the lampshade. If you can't find the perfect setting, there is no need to worry as the Auto feature adjusts the brightness up or down based on the surrounding ambient light.

Touching the brightness icon on the front panel will give you the ability to adjust between 4 light settings, from a soft gentle light to a bright 1500 lumens, giving you flexibility and suitability for whatever light strength you need. With the included desk clamp, you can attach the Xtralite Wide LED Lamp in a position that suits you. Desks or table tops that are within 10-60 mm thick are suitable for mounting the lamp or the lamp can be mounted to the wall. This slim modern looking lamp is available in aluminium & white trim or all black.

Setting the timer function is helpful when you sometimes forget to switch the lamp off. It will allow the light to remain on for

- Lampshade width 80cm
- Desk or Wall mounted (Screws not supplied)
- 4 Brightness adjustment settings
- 50 minute shutdown timer
- Auto Setting: Adjusts brightness of the lamp based on the surrounding ambient light
- Adjustable colour temperature bright white to cream
- Power: 20W
- Lumen: 1500lm maximum
- Colour temperature: 2700K - 4500K - 6400K
- Input: DC 24V 1A (Adapter included)
- Dual UK & EU adaptor included
- Voltage: 100V-240V
- CRI >80
- Material: ABS & Aluminium
- Available in Black or White
- Weight: 1.65KG



LED
TECHNOLOGY



ENERGY
EFFICIENT



AUTO
SHUT OFF



TAP
ON/OFF



RRP £29.00

The Xtralite Compact LED Lamp has a small foot print but packs a big punch when it comes to functionality and features. From the moment you turn on the lamp you are in control of every lighting nuance. Tap the brightness icon on the lamp base to toggle the three light modes; low, medium or high or tap and hold to fine tune the light. Once you are happy with the amount of light you can also adjust the colour temperature. Tapping the colour cycle icon will give you one of three colour modes from bright white light to neutral white or warm cream light.

The arm and lamp head can be adjusted quickly by using a small coin to turn the joint screws, allowing you to find the best angle for your lamp. Available in black or white the Xtralite Compact LED Lamp will fit into any home or office décor.

Unique Features: Super simple to use and packs down for easy travel.

- Adjustable brightness: Low, Medium, High, Hold for fine tuning
- Adjustable colour mode: Bright white to warm white
- Colour temperature: 2700K - 4500K - 6400K
- Lumens: 480 High
- Touch sensitive ON/OFF switch
- Power: 8W
- Input: DC 24V 1A (Adapter included)
- Voltage: 100V-240V
- Available in Black or White
- Weight: 900g



LED
TECHNOLOGY



ENERGY
EFFICIENT



TAP
ON/OFF

COMPACT DESK LAMP

LED LIGHTED ADJUSTABLE DESK LAMP



xtralite



LED RECHARGEABLE
HANDS FREE LIGHT

xtralite



RRP £19.99

The Xtralite LED Hands Free Light allows you to focus on the important things while supplying a fully adjustable light right where you need it.

If you like your light to be a soft warm white, no problem, with the click of a button you can choose 1 of 3 light colour temperatures, neutral white, warm white, and cool white.

Clicking and holding the on/off button while the light is on allows you to increase or decrease the brightness of your light giving you the level of brightness you require. A soft glow while reading at night in bed, or a bright light while doing some art & craft or tinkering in the workshop, having all the adjustment you need to get the job done. When you use the light again it will remember the last brightness setting, which is handy if you use the same setting regularly.

With the two flexible arms you can position the lights to focus on the same spot or two different spots at the same time. Flexibility and choice make the Xtralite LED Hands Free Light the light of choice.

- LED Technology
- Adjustable Twin Light Heads
- Independent Switching
- Comfortable Hands-Free Use
- 3 Light Temperature Levels
 - Warm Light, Neutral Light, Cool White
- Dimmable Brightness Long Press To Adjust
- Charging Indicator Light
- Power: 2W
- Lumen: 30lm
- Colour temperature: 1700K - 6000K
- Input: DC 5V / 1A
- Rechargeable 1000mAh Lithium Battery
- USB Cable Included
- Switch: Push Button
- Material: ABS & Silicone
- Available in White
- Weight: 150g



LED
TECHNOLOGY



ENERGY
EFFICIENT



TAP
ON/OFF



RRP £24.95

The all new Xtralite LED Rechargeable Book Light is slim and stylish with enough lighting options to provide the right amount of light for your situation. Pressing the on/off button on the body of the light turns the LED lights on at the lowest light setting, pressing it again increases the light to medium strength, pressing again will activate the higher light setting, then press it once more to turn off the light. Clip it to your book cover for night-time reading, clip it to a music stand for your next gig, clip it anywhere you need light really. For up to 8 hours of continual use on low or 4 hours on high, this small light packs a punch when it comes to style & performance. While the light is on you can adjust the colour temperature by pressing and holding the on/off button. The choices are cool white, warm white or neutral. Turning off the light after setting the colour temperature is no problem, the light will remember your temperature setting for the next time you turn it on. When it is time to recharge you can use the supplied USB cable with any compatible charging plug or USB socket to recharge the internal Li-Ion Polymer battery, a handy indicator light glows while charging and goes out when the battery is fully charged.

- 3 Colour Temperatures
- 5 Brightness Levels Per Temperature
- Adjustable Sturdy Clamp
- Colour temperature: 1700K - 4500K - 6400K
- Lumens: 30 Low, 50 Med, 80 High
- Usage: 8hrs Low, 6hrs Med, 4hrs High
- Flexible Neck
- Charging Indicator Light
- Switch: Push Button
- Power: 3.8W
- Input: DC 5V 1A
- Voltage: 100V-240V
- USB C Cable Provided
- Rechargeable 1000mAh Lithium Battery
- Recharge Time Approx. 150mins
- Weight: 100g



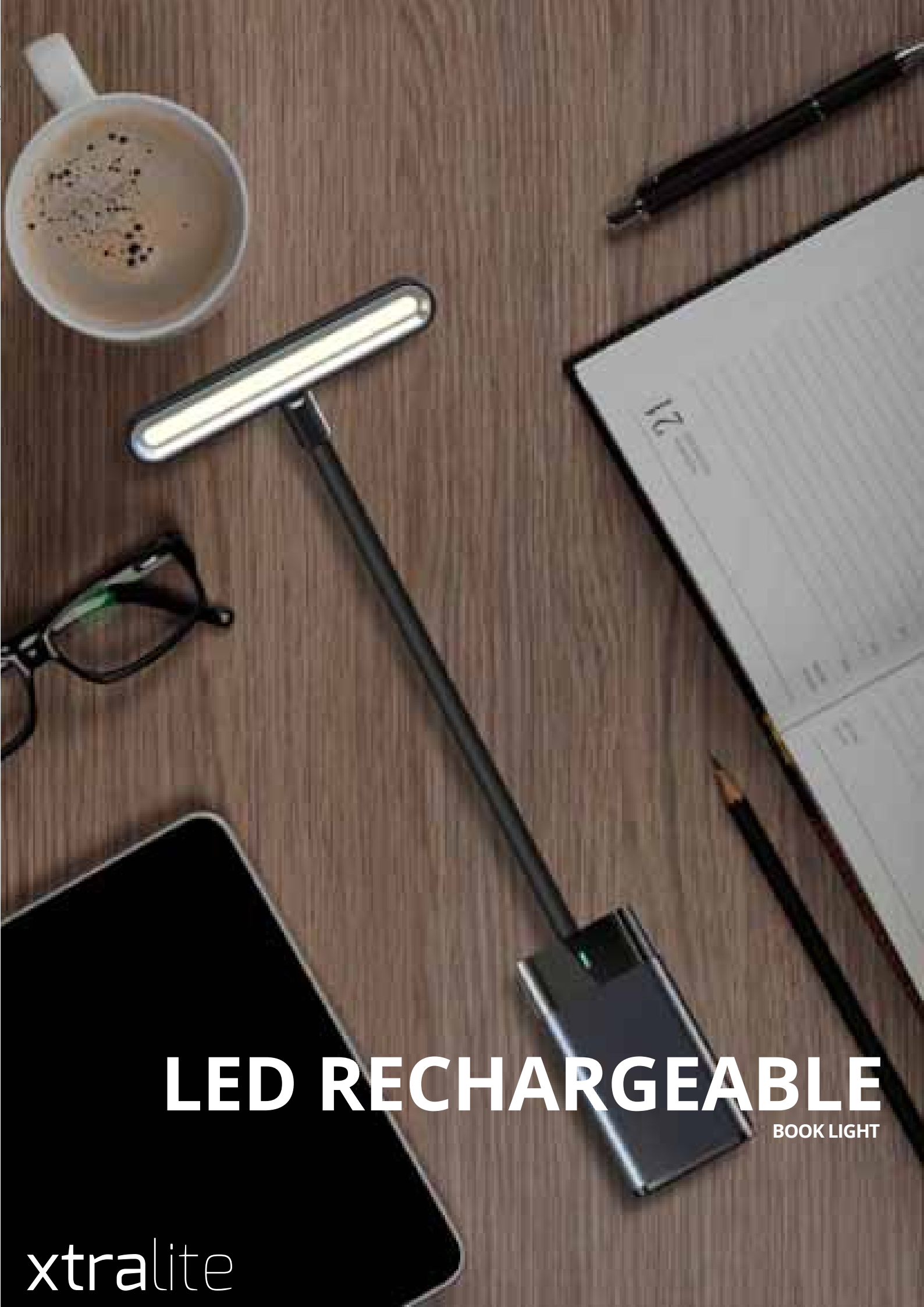
LED
TECHNOLOGY



ENERGY
EFFICIENT



TAP
ON/OFF



LED RECHARGEABLE

BOOK LIGHT

xtralite



Informative & Secure Packaging

All packaging has been designed with the customer in mind.

Well defined text and icons highlight the product features and benefits making it easier for the customer to make an informed decision.

The products are well protected in fully sealed packaging.





NiteSafe Powered Display Unit

Powered Display Unit for use around the shop. Great for demonstrating one of our NiteSafe range of multi-purpose power failure lights.

SKU XL20699

- Modern design
- Increase sales
- Universal plug socket
- On/Off switch
- Eye catching
- Lightweight and durable
- Cable length: 71cm
- L 17.5cm x W 25.5cm x H 46cm



CONTACT



Trinity Xtras Ltd
Unit 3a Eden Business Park
Dunns Close, Nuneaton
Warwickshire, CV11 4NE, UK
+44 (0)2476 344 676
info@trinityxtras.co.uk
www.trinityxtras.co.uk